

Anti-Claudin18.2 Mouse mAb

Ref: AO-03-GB12067

Volume: 10, 25, 50 and 100 µl

Product Information

Protein full name	Claudin-18
Synonyms	claudin 18, CLDN18, SFTA5, SFTPJ
Immunogen	Recombinant protein corresponding to Human claudin18.2
Uniprot ID	P56856-2
Isotype	IgG2a,k
Purity	Affinity purification
Subcellular location	Cell membrane

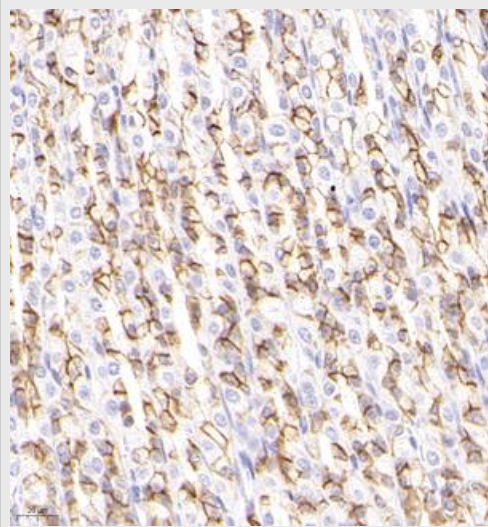
Applications

IHC/IF	Human, Rat	1: 500-1: 1000	stomach, gastric carcinoma
--------	------------	----------------	----------------------------

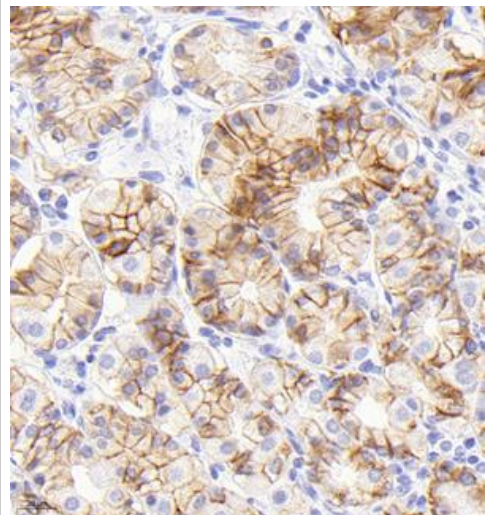
Background

Plays a major role in tight junction-specific obliteration of the intercellular space, through calcium-independent cell-adhesion activity.

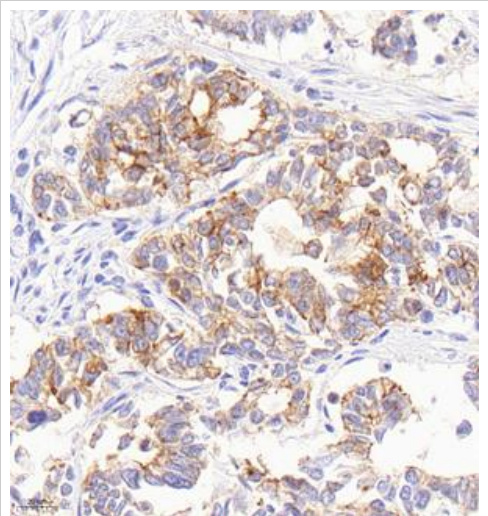
Images



Immunohistochemistry analysis of paraffin embedded rat stomach tissue showing claudin18.2 (GB12067) at dilution of 1: 1000



Immunohistochemistry analysis of paraffin embedded human stomach tissue showing claudin18.2 (GB12067) at dilution of 1: 1000



Immunohistochemistry analysis of paraffin embedded human gastric tissue showing claudin18.2 (GB12067) at dilution of 1: 500

Storage	Store at -20 °C for one year. Avoid repeated freeze/thaw cycles.
Storage Buffer	PBS with 0.02% sodium azide, 100 µg/ml BSA and 50% glycerol.

NOTE:

1. This product is intended for research only.
2. This product is recommended to dilute with the Primary Antibody Dilution Buffer ([G2025](#)) .

For Research Use Only!

